




Only using roman numerals (**no inversions for this portion**) beneath the example, harmonize the following melody with triads and 7th chords. All melody notes must be harmonized. Each fermata represents a cadence. Design your cadences so they fulfill a periodic structure.



Now take your harmonization and realize the remaining three parts. Incorporate inversions.



Now take your four-part realization and embellish the texture with nonchord tones (label each NCT). Include a passing tone, neighbor tone, dissonant suspension (with interval classification) and an appoggiatura (accented). You may incorporate these NCTs into any voice. You do not need to rewrite the roman numerals.



Lastly, make a line diagram of the above example. The diagram should show the phrases ("a", "b", "c", etc.), cadences and measure numbers where the cadences occur.